



W O
R I S
G O

Reshaping Global Investments: How Geopolitics is Transforming Sovereign Wealth Fund Strategies and Allocations

Prepared by

Jai Sharma
Senior Risk Analyst

01 July 2025



Executive Summary

As global geopolitical tensions and economic uncertainty intensify, the world's leading sovereign wealth funds (SWFs)—including Norway's Government Pension Fund Global (GPF), Saudi Public Investment Fund (PIF), Abu Dhabi Investment Authority (ADIA), and China Investment Corporation (CIC)—are fundamentally transforming their investment strategies. This report examines how these funds are adapting to a rapidly changing landscape marked by U.S.–China rivalry, regional conflicts, and the global energy transition.

Key findings reveal:

- **Strategic Portfolio Shifts:** SWFs are reducing exposure to volatile and highly regulated Western markets, reallocating capital toward Asia and other emerging markets.
- **Emphasis on Alternative Assets:** There is a growing focus on infrastructure, real estate, and private equity to enhance resilience and long-term returns.
- **Sustainability and Innovation:** Investments in renewable energy, green infrastructure, and technology are prioritized to align with ESG goals and national policy objectives.
- **Risk Management and Partnerships:** SWFs are strengthening risk frameworks and increasing collaboration to navigate regulatory fragmentation and geopolitical uncertainty.

Through in-depth analysis and real-world case studies, this report provides actionable insights for stakeholders seeking to understand and respond to the evolving priorities and challenges facing sovereign wealth funds in today's complex global environment.

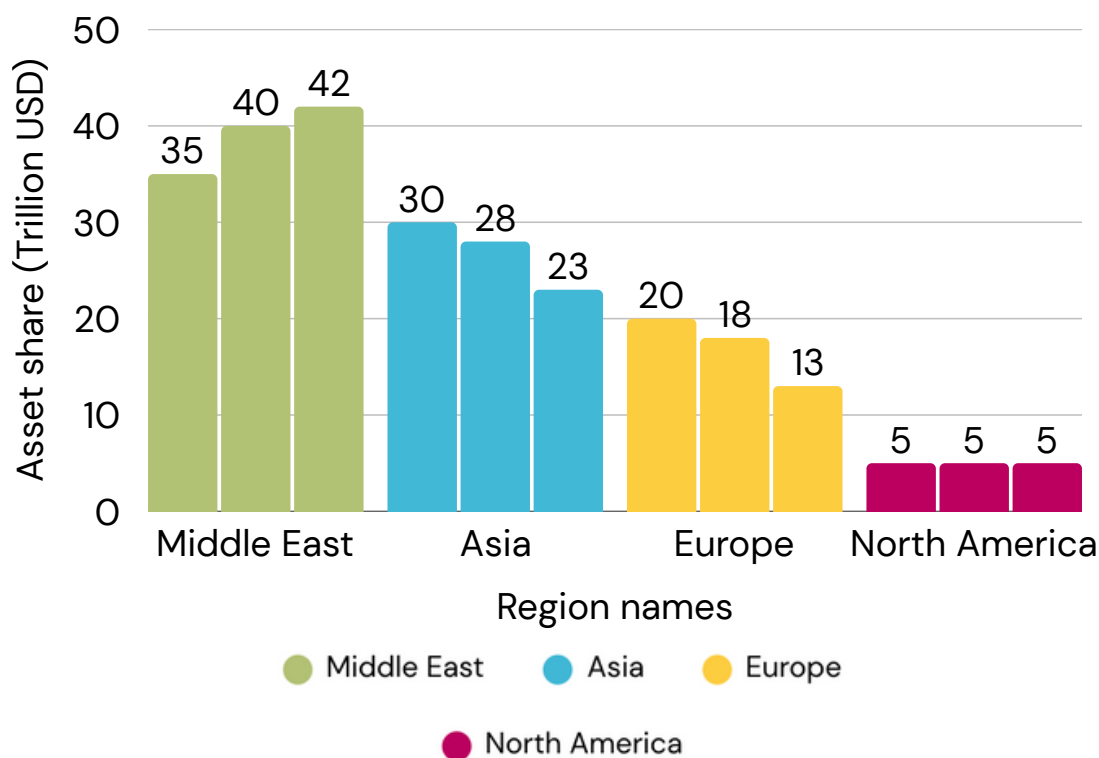


Introduction

Sovereign wealth funds (SWFs) play a crucial role in managing national wealth amid rising global challenges. Geopolitics—the way political, economic, and social relationships between countries shape investment decisions—has become central to portfolio strategy. As geopolitical tensions, regulatory changes, and the global push for sustainability intensify, SWFs are reassessing where and how they invest to reduce risk and seize new opportunities. This report examines how leading SWFs are adapting their portfolios through recent examples and data, highlighting how they rebalance investments, mitigate risks, and position for future growth in an uncertain world.



SWF Global Assets Growth Trajectory (2020–2024–2030)



SWF Global Assets Growth Trajectory (2020–2030) — The chart illustrates projected changes in sovereign wealth fund asset distribution by region, highlighting the Middle East's growing dominance and the relative decline in Asia and Europe.

Insights from the Bar Chart

The “SWF Global Assets Growth Trajectory (2020–2030)” chart highlights the shifting landscape of sovereign wealth fund assets by region. The Middle East is projected to lead global growth, with its total SWF assets rising from \$35 trillion in 2020 to \$42 trillion by 2030. In contrast, Asia’s share, while still substantial, is expected to decline slightly, and Europe’s share will also decrease. North America remains a minor source of SWF assets, accounting for less than 5% of the global total due to the limited number of state-level funds. This trend underscores the increasing dominance of Middle Eastern and Asian funds in shaping global investment flows, while also reflecting the impact of geopolitical realignment and energy transition on regional capital accumulation.



The Big Four: SWFs Reshaping Global Capital Flows

- Sovereign wealth funds have become some of the most influential investors in the world, shaping trends across markets, sectors, and regions. Among these, four funds stand out for their size, reach, and strategic impact:
- Norway's Government Pension Fund Global (GPFG): The world's largest SWF, with \$1.74 trillion in assets, investing exclusively outside Norway and setting global standards for responsible investing.
- Saudi Public Investment Fund (PIF): Rapidly growing, with \$800+ billion in assets, driving Saudi Vision 2030 and major international investments in new sectors.
- Abu Dhabi Investment Authority (ADIA): Over \$900 billion in assets, with a highly diversified portfolio and a long-term, counter-cyclical investment approach.
- China Investment Corporation (CIC): \$1.4+ trillion in assets, a leader in alternative assets and global diversification, especially across emerging markets.
- Collectively, these "Big Four" SWFs are not only the largest by assets, but also the most influential in setting global investment trends, responding to geopolitical shifts, and driving innovation in portfolio strategy. Their moves are closely watched by investors and policymakers worldwide, as they often signal broader changes in global capital flows.

From Global Influence to Individual Strategies

The following sections provide a closer look at each of these four sovereign wealth funds, beginning with Norway's Government Pension Fund Global. By examining their unique strategies, sector allocations, and responses to geopolitical challenges, we gain deeper insight into how global capital is being reshaped in today's uncertain world.

Norway Government Pension Fund Global (\$1.738 Trillion)

The Norway Government Pension Fund Global (GPFG), with assets totaling approximately \$1.74 trillion, is the world's largest sovereign wealth fund. Established to manage Norway's oil revenues for the benefit of both current and future generations, the GPFG invests exclusively outside Norway, making it a major player in global financial markets. Its primary objective is to achieve the highest possible return at an acceptable level of risk, supporting the long-term stability of Norway's economy and funding a significant portion of the national budget.

Fund Overview

- Assets Under Management: \$1.74 trillion (2024, world's largest SWF)
- Mandate: Invests Norway's oil revenues for long-term national benefit; invests exclusively outside Norway
- Significance: As a major global investor, GPFG's asset shifts often reflect or drive broader market and geopolitical trends

Strategic Portfolio Evolution: 2022–2025

From 2022 to 2025, the fund's portfolio demonstrates significant changes in asset allocation and sector focus, as detailed on [page 6](#). Readers will observe the following key trends:



Increased Equity Exposure:

- The fund has gradually increased its allocation to equities, reflecting a strategic move to capture higher growth potential in a dynamic global market environment.



Reduced Reliance on Fixed Income and Real Estate:

- Allocations to fixed income and real estate have been scaled back, as the fund seeks to optimize returns and manage risk in response to changing interest rates and real estate market conditions.

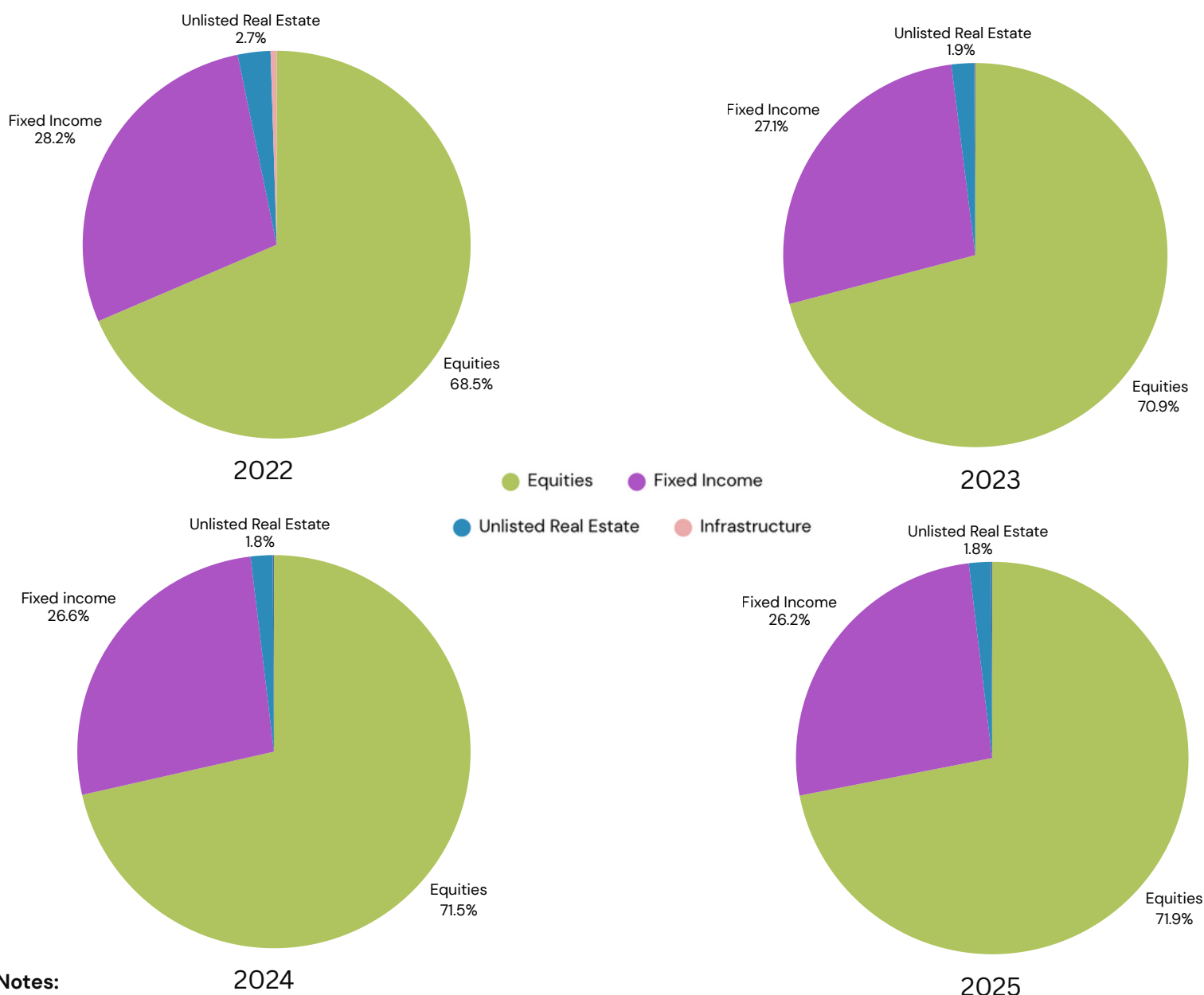


Sustained Emphasis on Technology:

- Technology remains a core sector for the fund, as explored further on [page 7](#). This sustained focus highlights the fund's commitment to innovation and its expectation of continued growth in the tech sector.

Norway Government Pension Fund Global (\$1.738 Trillion)

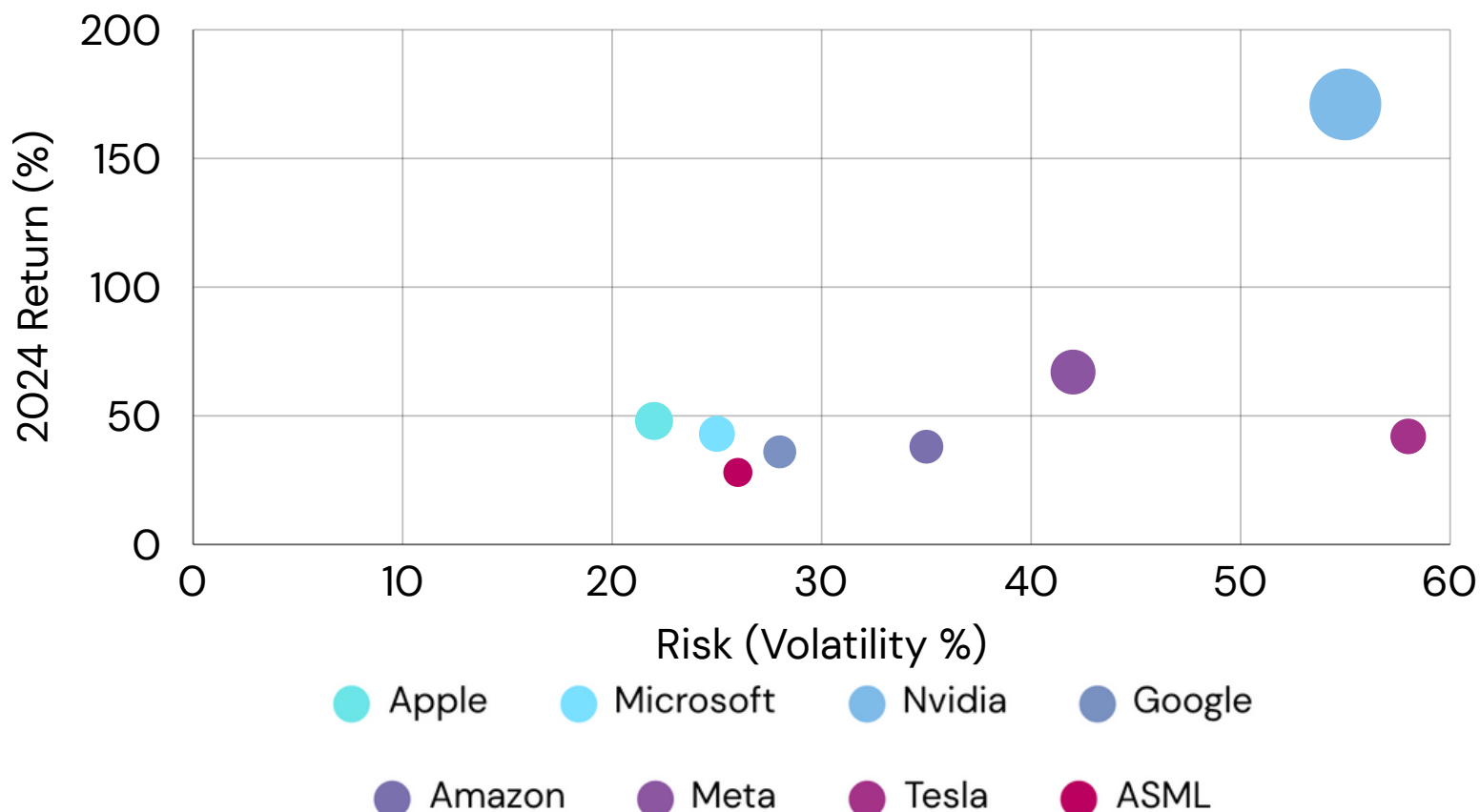
Sector Allocations & Strategic Positioning



Notes:

- 2022: Equity allocation was roughly 68% (some sources say up to 69%), fixed income ~28%, real estate ~2.7%, infrastructure investments are negligible hence their percentages are not visible in the chart.
- 2023–2024: Official reports show a shift toward higher equity allocation and a slight reduction in fixed income and real estate.
- 2024–2025 Strategic Shift: The fund's increased equity allocation and reduced fixed income exposure reflect a strategic response to ongoing regulatory changes in Western markets and heightened geopolitical risk. The Q1 2025 tech sector loss underscores the importance of diversification, especially in the face of U.S.–China tech tensions.

Norway SWF Technology Sector Performance vs Risk



- \$40 Billion Q1 2025 Loss:**
 - Norway's sovereign wealth fund (NBIM) reported a loss of approximately \$40 billion in Q1 2025, mainly driven by a tech stock downturn intensified by DeepSeek's AI model launch, US-China tech tensions, and a stronger krone, with losses amplified by heavy U.S. equity exposure despite gains in bonds and real estate.
- 2024 Returns:**
 - The fund's overall return in 2024 was 13%, with equity investments returning 18%.
 - The fund's top holdings were heavily concentrated in major U.S. tech companies like Apple, Microsoft, Nvidia, Amazon, and Alphabet.
- Asset Allocation:**
 - As of end-2024, the fund allocated 71.4% to equities, 26.6% to fixed income, 1.8% to unlisted real estate, and 0.1% to unlisted renewable energy infrastructure.
- Tech Sector's Role:**
 - The tech sector was the main driver of both recent gains (2024) and recent losses (Q1 2025)
 - Starategy and lessons learnt for 2025: To reinforce its focus on long-term, diversified investing, emphasizing steady asset management and caution around concentration risks in volatile sectors like technology.

Norway GPFG: Evolving Allocations and Sector Strategy Amid Geopolitical Shifts

Current Strategic Allocation (End 2024):


- Equities: 71.4% (increased from 70.9% in 2023)
- Fixed Income: 26.6% (decreased from 27.1%)
- Real Estate: 1.8% (unlisted real estate)
- Renewable Energy Infrastructure: 0.1% (new allocation)

Between 2022 and 2025, GPFG raised its equity allocation from about 68% to nearly 72%. This move reflects a search for higher returns amid low interest rates, but also a response to shifting regulatory and market risks in Western economies.

Sector-Specific Investment Focus:

- Technology: 15–18% of equity portfolio (highest concentration)
- Healthcare & Pharmaceuticals: 12–14%
- Financial Services: 10–12%
- Industrial & Manufacturing: 8–10%
- Consumer Goods: 7–9%

To enhance portfolio resilience, GPFG has modestly increased allocations to unlisted real estate and, for the first time, to renewable energy infrastructure. This shift aligns with both global sustainability trends and the need to hedge against volatility in traditional markets.



Strategic Lessons for 2025

- Diversification Remains Crucial: The Q1 2025 tech loss highlights the risks of sector concentration, especially amid geopolitical tech rivalries.
- Resilience Through Alternatives: Growing allocations to real estate and renewables reflect a search for stability and alignment with global sustainability trends.
- Geopolitical Sensitivity: GPFG is reducing exposure to regions or sectors facing heightened regulatory or political risk.
- Focus on Long-Term Growth and ESG: Investments are increasingly directed toward sectors with strong long-term growth potential and favorable environmental, social, and governance (ESG) profiles.
- Flexibility and Continuous Review: The fund maintains flexibility and regularly reviews its portfolio to adapt to changing market conditions and emerging risks.

From Norway to the Middle East: Contrasting SWF Strategies

As we move from the world's largest and most internationally diversified sovereign wealth fund—Norway's Government Pension Fund Global (GPFG)—to the Middle East, we encounter a new paradigm in sovereign wealth management. The Middle East, led by Saudi Arabia's Public Investment Fund (PIF), is now the fastest-growing region for SWF assets, with strategies that reflect both national transformation agendas and shifting global dynamics.

While Norway's GPFG is renowned for its global diversification, risk-managed approach, and steady returns, Saudi Arabia's PIF stands out for its bold domestic investments and its central role in driving Vision 2030—a plan to diversify the Saudi economy beyond oil. PIF's strategy is characterized by rapid expansion into emerging sectors, ambitious mega-projects, and a deliberate balancing act between international exposure and domestic development.

This transition from Norway to Saudi Arabia highlights the evolving priorities of leading SWFs:

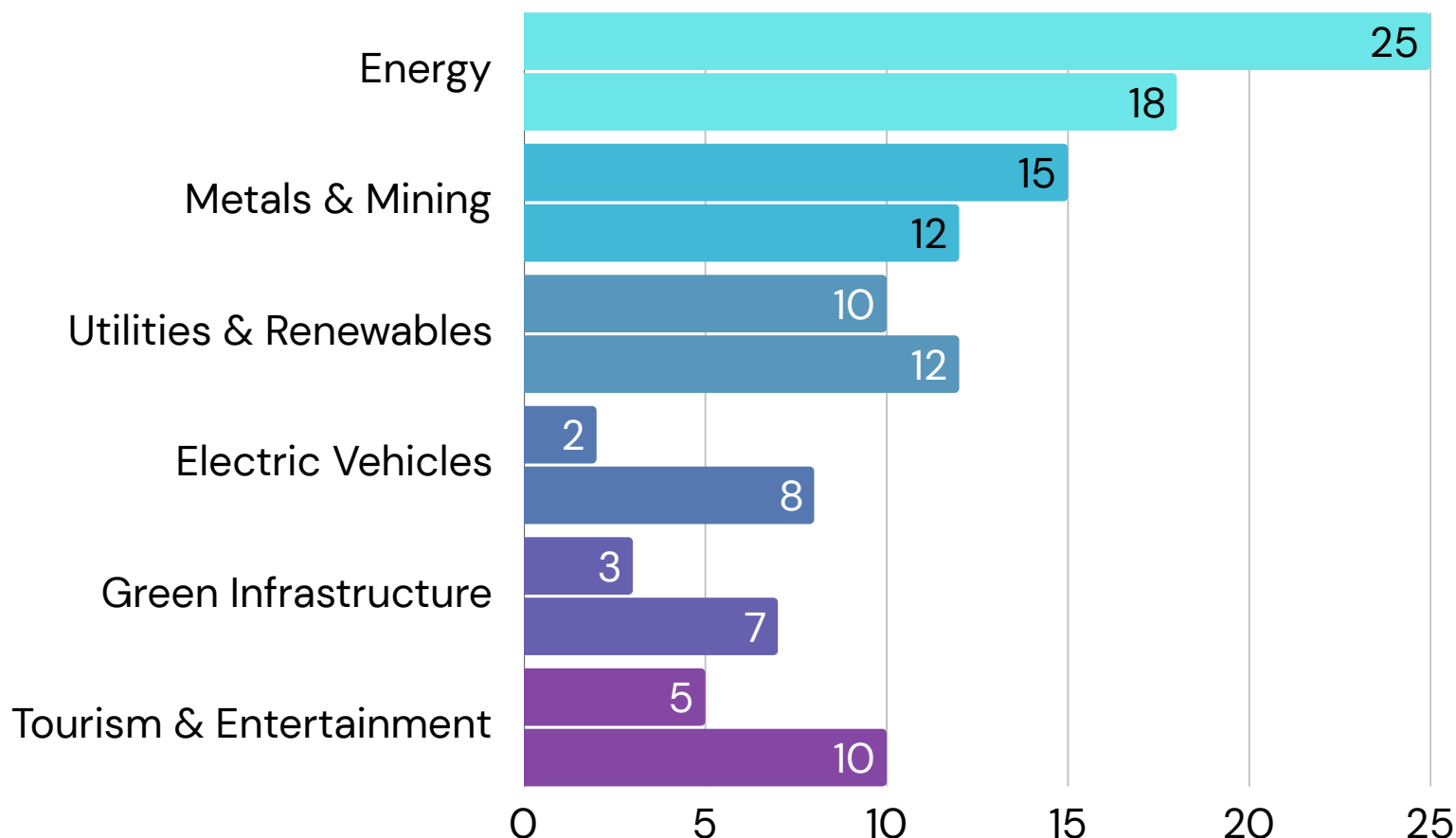
- Norway: Focus on global diversification, sector balance, and risk mitigation.
- Saudi Arabia: Emphasis on national transformation, sector innovation, and building economic resilience at home.

Fund Overview (Saudi Arabia Public Investment Fund (\$800+ Billion))

- Assets Under Management: \$800+ billion (2025; among the world's fastest-growing SWFs)
- Mandate: Drives Saudi Arabia's Vision 2030 by investing in sectors that diversify the economy beyond oil, with a strong focus on domestic mega-projects, new industries, and selective global investments.
- Significance: PIF's rapid growth and sector transformation—from energy and metals to electric vehicles, green infrastructure, tourism, and technology—make it a central force in reshaping both Saudi Arabia's economy and global investment trends. Its asset allocation shifts and strategic priorities are closely watched as indicators of Middle Eastern capital flows and global sector rotation.

Note: The following pages analyze how PIF is reshaping its sector focus, investment geography, and risk posture to align with both national priorities and the challenges of a rapidly changing global environment.

Saudi Arabia Public Investment Fund (\$800+ Billion)



Saudi PIF Investment Shift (2020–2025): Chart shows a move from traditional sectors to high-growth areas like EVs, green infrastructure, and tourism.



Analysis:

Each sector in the chart displays two bars—the top bar represents data from 2020, and the bottom bar represents projected data for 2025. All percentages shown are illustrative and meant to highlight broad investment trends. This visual illustrates the Public Investment Fund's (PIF) strategic transformation from traditional sectors toward high-growth, future-oriented industries. Key focus areas include electric vehicles (EVs), green infrastructure, and tourism, reflecting Saudi Arabia's broader Vision 2030 goals for economic diversification and sustainable development.

Saudi Arabia Public Investment Fund (\$800+ Billion)

Key Trends and Sector Shifts:




Shift from Traditional to Emerging Sectors:

- 2020: PIF's portfolio was more heavily weighted toward traditional sectors such as energy, metals, and utilities.
- 2025: The fund has significantly increased its allocations to emerging sectors, including electric vehicles (EVs), green infrastructure, and tourism, as part of Saudi Vision 2030.

Strategic Sector Targets

- **By 2025: PIF aims to increase investments in new sectors from 15% in 2020 to 21% in 2025**
 - Thirteen strategic sectors: Food & agriculture, aerospace & defense, entertainment, tourism & sports, metals & mining, transport & logistics, financial services, automotive, construction, real estate, utilities & renewables, healthcare, consumer goods & retail, and telecom, media & technology

Major Initiatives:

- Electric Vehicles: Launch of Ceer, Saudi Arabia's first EV brand. 
- Green Infrastructure: Investments in renewable energy (e.g., ACWA Power), waste management, and sustainable urban development. 
- Tourism & Entertainment: Mega-projects like NEOM, Red Sea Project, Qiddiya, ROSHN, and Diriyah 



Portfolio Rebalancing:

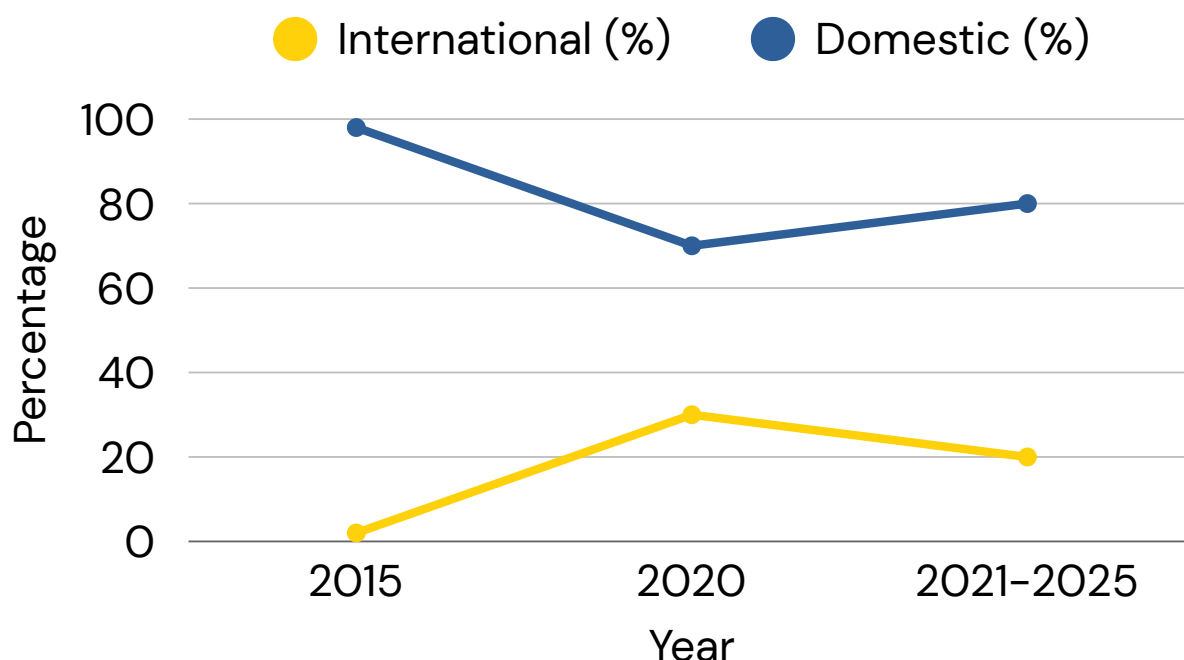
- Reduced exposure to legacy tech: Divestment from underperforming tech assets (e.g., Amazon, Pinterest) and increased focus on sectors with clear economic multipliers
- Increased domestic and international diversification: Significant growth in international investments, but the majority of assets remain in Saudi Arabia and the GCC



Strategic Sector Allocation:

- Domestic Infrastructure: 35–40% (Vision 2030 projects)
- Technology & AI: 20–25% (rapid expansion)
- International Equities: 20% (down from 35% in 2022)
- Real Estate & Tourism: 15–20% (NEOM, Red Sea projects)
- Healthcare & Life Sciences: 5–8%

Saudi Arabia Public Investment Fund (\$800+ Billion)



Saudi Public Investment Fund: Domestic vs. Global Asset Allocation (2015–2025).

Pre-2015:

- PIF was almost entirely domestic, with less than 2% of investments internationally (as noted by PIF Governor Yasir Al-Rumayyan, referencing a period when PIF had \$150 billion AUM)

2015–2020:

- International investments grew rapidly as PIF expanded its global portfolio.

By 2020–2021:

- International investments reached up to 30% of the portfolio at some points, but the official strategy has consistently aimed for a stable ratio of about 20% international and 80% domestic.

2021–2025:

- PIF's official target is to maintain a ratio of around 20% international and 80% domestic.

Recent statements (2024–2025):

- PIF is "reducing foreign investments" to about 18–20% of total assets under management, with the rest being domestic.
- Absolute dollar amounts for international investments are still growing due to PIF's overall asset growth, but the percentage is being stabilized at this ratio

Saudi Arabia Public Investment Fund (\$800+ Billion)

Specific Investment Priorities:

- Artificial Intelligence: \$100+ billion commitment through 2030 
- Renewable Energy: Solar and wind projects worth \$50+ billion 
- Mining & Critical Materials: Lithium, cobalt extraction projects 
- Sports & Entertainment: Newcastle FC, LIV Golf, entertainment cities 

Crisis Resilience Positioning:



- Reducing foreign exposure from 98% to targeted 20% by 2027
- Building domestic industrial capacity to reduce import dependencies
- Strategic material stockpiling through mining investments
- Energy diversification beyond oil through renewable projects

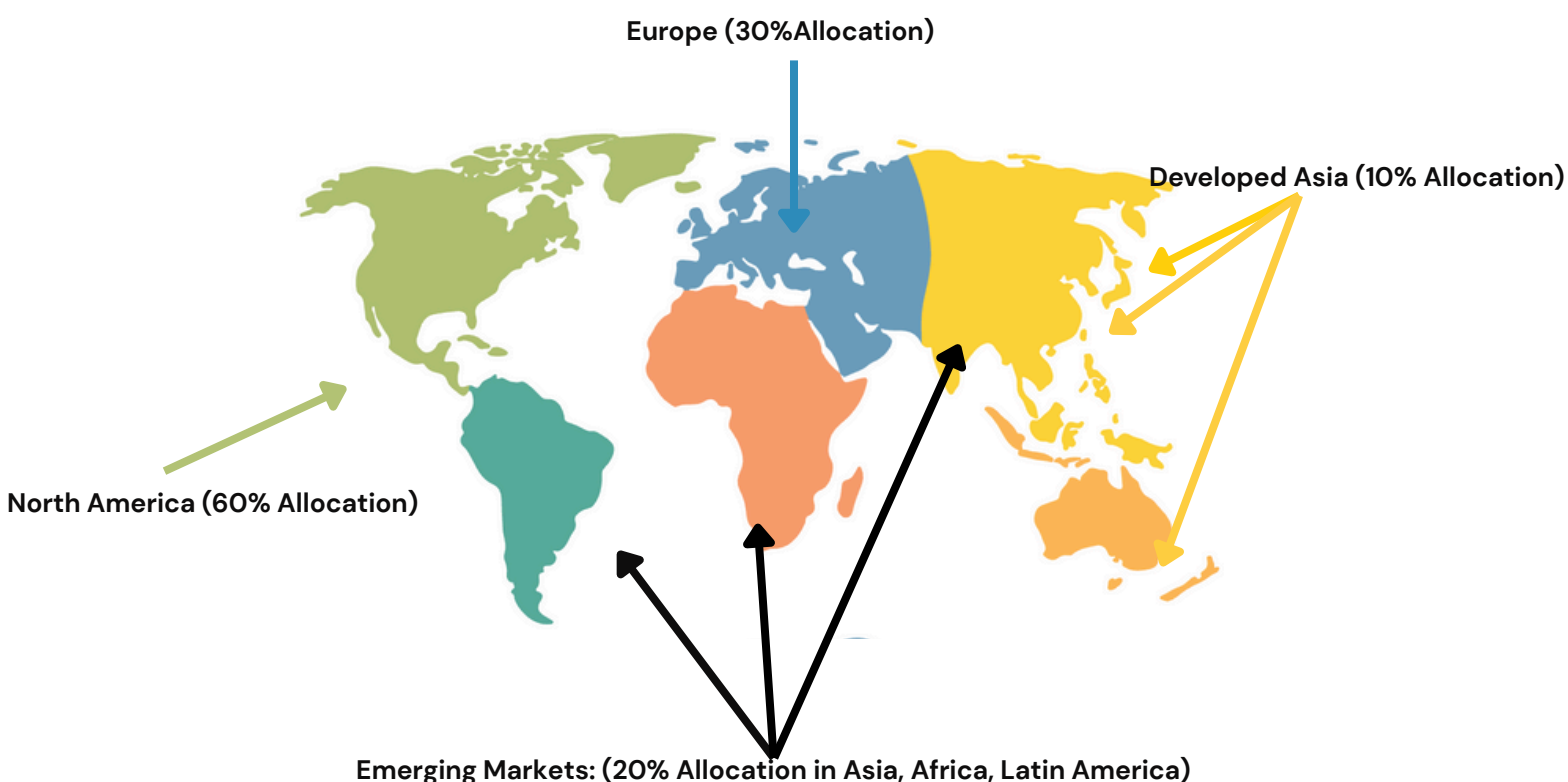
Investment Avoidance Areas:



- Chinese technology companies (geopolitical risk)
- European defense contractors (regional conflict concerns)
- Cryptocurrency and digital assets (regulatory uncertainty)

Abu Dhabi Investment Authority (\$900+Billion)

ADIA Geographic Diversification strategy world map showing investment concentration by region



- **Global Investment Footprint:**
 - ADIA invests across all major world markets, with significant and growing exposure to both developed and emerging markets.
- **No Domestic (UAE) Investments:**
 - ADIA, as a matter of practice, does not invest domestically within the UAE
- **Regional Allocation Ranges (Long-Term Strategy):**
 - North America: 45% – 60%
 - Europe: 15% – 30%
 - Developed Asia: 5% – 10%
 - Emerging Markets: 10% – 20%

Abu Dhabi Investment Authority (\$900+Billion)

Mapping the Future: Global Portfolio Allocation and Sector Priorities

Strategic Asset Allocation:

- Global Equities: 35–45%
- Fixed Income: 20–25%

Alternative Investments: 25–30%

- Private Equity: 12–15%
- Real Estate: 8–10%
- Infrastructure: 5–7%
- Cash & Short-term: 5–10%

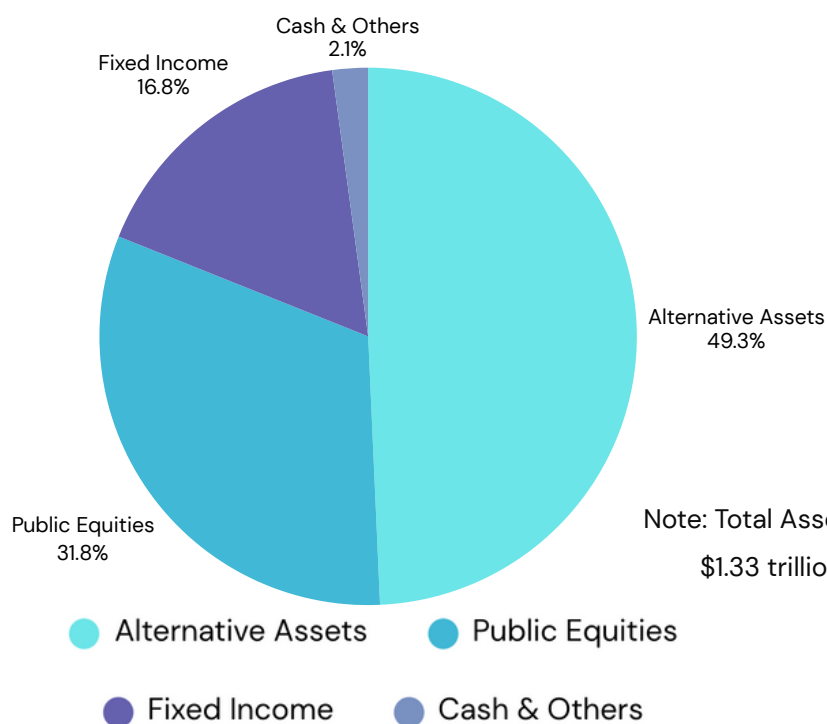
Sector Focus Areas:

- Infrastructure & Utilities: 18–22% (airports, ports, energy grids)
- Technology: 15–18% (fintech, AI, semiconductors)
- Healthcare: 12–15% (biotechnology, medical devices)
- Real Estate: 10–12% (global commercial properties)
- Financial Services: 8–10%

Crisis Resilience Strategy:

- Multi-regional diversification across 40+ countries
- Currency hedging across 8 major currencies
- Long-term investment horizon (25+year average holding period)
- Counter-cyclical investment capability during market downturns.

China Investment Corporation (\$1.4+Trillion)



Asset Class	Main Investment Areas
Alternative	Private equity (U.S., Europe, global); Real estate (logistics, offices, data centers); Infrastructure (global, emerging markets)
Public Equities	U.S. (declining), Europe, Asia (ex-China), Africa, Latin America; Tech, financials, consumer, industrials
Fixed Income	U.S. Treasuries, European sovereigns, corporate bonds, emerging market debt
Cash	Short-term government securities, bank deposits

- CIC's alternative assets are heavily weighted toward private equity, real estate, and infrastructure, with a recent shift toward emerging markets.
- Public equities are globally diversified but historically concentrated in the U.S. and Europe, with increasing exposure to emerging markets.
- Fixed income is focused on developed market government and corporate bonds, with growing interest in emerging market debt.
- Cash is managed for liquidity and risk management purposes.

Geopolitical Risks Impacting SWFs



Fragmentation and Regionalization

- **Geoeconomic Fragmentation:** The world is increasingly divided into competing blocs, with trade and investment flows reorienting around regional alliances rather than global integration. This has led to slower trade between politically distant blocs and a rise in intra-regional deals.
- **Impact on SWFs:** SWFs are facing reduced investable universes (market portfolio) as certain regions or sectors become off-limits due to sanctions, regulatory barriers, or heightened national security concerns.



Conflicts and Instability

- **Ongoing Conflicts:** The Russia-Ukraine war, Middle East tensions (including Israel-Hamas and Syria), and potential flashpoints in Taiwan and the Korean Peninsula are driving volatility in energy, commodities, and financial markets.
- **Ripple Effects:** These conflicts disrupt supply chains, increase inflation, and heighten risk premiums for investments in affected regions.



U.S.-China Rivalry

- **Decoupling and Tech Competition:** The U.S.-China relationship is marked by tech export controls, tariffs, and restrictions on cross-border investments, particularly in critical sectors like semiconductors and artificial intelligence.
- **SWF Response:** SWFs are diversifying away from overexposure to either market and seeking alternative investment destinations in Asia-Pacific, Africa, and Latin America.



Regulatory and Policy Uncertainty

- **Complex Regulatory Environment:** SWFs must navigate evolving tax policies, ESG regulations, and sanctions regimes that vary by jurisdiction.
- **Increased Scrutiny:** Inbound investment reviews (e.g., CFIUS in the U.S.) have made it harder for SWFs to deploy capital in certain markets, leading to a decline in North American investments.

Navigating the New World Order: Sovereign Wealth Funds Adapt to Geopolitical Shifts

1. Abu Dhabi Investment Authority (ADIA)

- Shift Toward Europe and Asia: U.S.–China tensions and regulatory scrutiny in North America have made ADIA increasingly cautious about large U.S. investments.

Action:

- 2023–2024: ADIA increased its stake in European infrastructure, such as participating in a €2 billion investment in Spanish renewable energy firm Acciona Energía.
- Co-investments: Partnered with GIC and other SWFs in a \$1.5 billion joint venture for logistics real estate across Europe and Asia, reducing reliance on any single market.

Outcome:

- Diversified geographic risk and reduced exposure to U.S. regulatory changes.

2. China Investment Corporation (CIC)

- Reduced U.S. Tech Exposure, Increased Global South Focus: U.S. export controls and investment bans on Chinese tech firms led CIC to rebalance its portfolio.

Action:

- 2022–2024: CIC divested from several U.S. tech companies and increased investments in Africa, notably:
- \$1.2 billion in a South African logistics and infrastructure fund.
- Participation in a \$600 million copper mining project in Zambia.
- Belt and Road Initiative: CIC has financed rail and port projects in Kenya and Tanzania, supporting China's strategic interests¹.

Outcome:

- Shifted capital toward politically aligned and resource-rich emerging markets.

3. Saudi Public Investment Fund (PIF)

- Domestic Mega-Projects and International Sports Investments: Regional instability and oil market volatility prompted a focus on economic diversification and soft power.

Action:

- NEOM and Qiddiya: PIF is developing the \$500 billion NEOM city and Qiddiya entertainment district, despite cost overruns and delays.

Sports Investments:

- 2021–2024: Acquired Newcastle United FC and launched LIV Golf, investing over \$2 billion in global sports to boost Saudi Arabia's international profile.

Navigating the New World Order: Sovereign Wealth Funds Adapt to Geopolitical Shifts

4. Norway Government Pension Fund Global (GPFG)



- ESG and Geopolitical Risk Management: Rising tensions and sanctions regimes require careful portfolio management.

Action:

- 2022–2024: Exited Russian assets entirely after the Ukraine invasion, divesting \$2.8 billion worth of holdings.
- ESG Focus: Increased investments in renewable energy and excluded companies tied to human rights abuses, such as Adani Ports (due to Myanmar links).
- Geographic Diversification: Maintained a broad global portfolio but reduced exposure to volatile regions.

Outcome:

- Strengthened ethical and risk-adjusted returns, while avoiding geopolitical pitfalls.

5. Additional SWF Examples

GIC (Singapore):



- Micro-Level Allocation: U.S.–China rivalry and tech decoupling.

Action:

- 2023–2024: GIC separated its China and “Asia ex-China” allocations, increasing investments in India and Southeast Asia.
- Example: Invested \$1 billion in Indian renewable energy firm ReNew Power.

Outcome:

- Reduced concentration risk in China and tapped into fast-growing Asian markets.

Qatar Investment Authority (QIA):



- Energy Transition and Global Diversification: Global push for decarbonization and regional instability.

Action:

- 2023–2024: QIA invested \$2.5 billion in European renewable energy projects and \$1 billion in U.S. tech startups which helped them diversify away from hydrocarbons and into sustainable growth sectors.
- Example: Acquired a 10% stake in German renewable energy company RWE.

Top Destinations for Sovereign Wealth Fund Investment: Beyond the Big SWFs

Overview

While countries like Norway, Saudi Arabia, UAE, and China are home to the world's largest sovereign wealth funds (SWFs), a different set of countries consistently emerge as the primary destinations for SWF capital. These nations attract significant SWF inflows due to their economic stability, growth potential, strategic sectors, and openness to foreign investment—even though they do not manage large SWFs of their own.

Leading SWF Investment Destinations

1. United States



- Why: Largest, most liquid capital markets; deep technology, healthcare, and infrastructure sectors.
- Trends: Despite recent regulatory scrutiny, the U.S. remains a magnet for SWF investment, particularly in real estate, tech, and private equity.
- Geopolitical Note: U.S.–China tensions have made some SWFs more selective, but the U.S. still dominates as a safe-haven and innovation hub.

2. United Kingdom



- Why: Global financial center, robust legal system, and attractive real estate and infrastructure assets.
- Trends: SWFs have long targeted London's property market, as well as UK infrastructure and fintech sectors.
- Geopolitical Note: Post-Brexit, the UK remains a preferred destination due to regulatory clarity and market depth.

3. Germany & Western Europe



- Why: Economic stability, advanced manufacturing, and energy transition opportunities.
- Trends: SWFs are increasing exposure to German green infrastructure, renewables, and industrial technology.
- Geopolitical Note: European Union's regulatory environment is a draw for long-term, stable investment.

Top Destinations for Sovereign Wealth Fund Investment: Beyond the Big SWFs

4. India



- Why: High growth potential, large consumer market, and expanding digital economy.
- Trends: SWFs are ramping up investments in Indian tech, infrastructure, and financial services.
- Geopolitical Note: India's non-aligned stance and reform momentum make it a strategic alternative to China.
- **Note:** Detailed analysis is given on Page 22 and 23.

5. Australia



- Why: Political stability, resource wealth, and strong real estate and infrastructure sectors.
- Trends: SWFs target Australian ports, airports, and logistics, as well as renewable energy projects.
- Geopolitical Note: Australia's proximity to Asia and strong governance standards boost its appeal.

6. Singapore



- Why: Regional financial hub, gateway to Southeast Asia, and innovation leader.
- Trends: SWFs invest in Singapore's real estate, fintech, and healthcare sectors.
- Geopolitical Note: Singapore's neutrality and pro-business policies attract global capital.

7. Brazil & Latin America

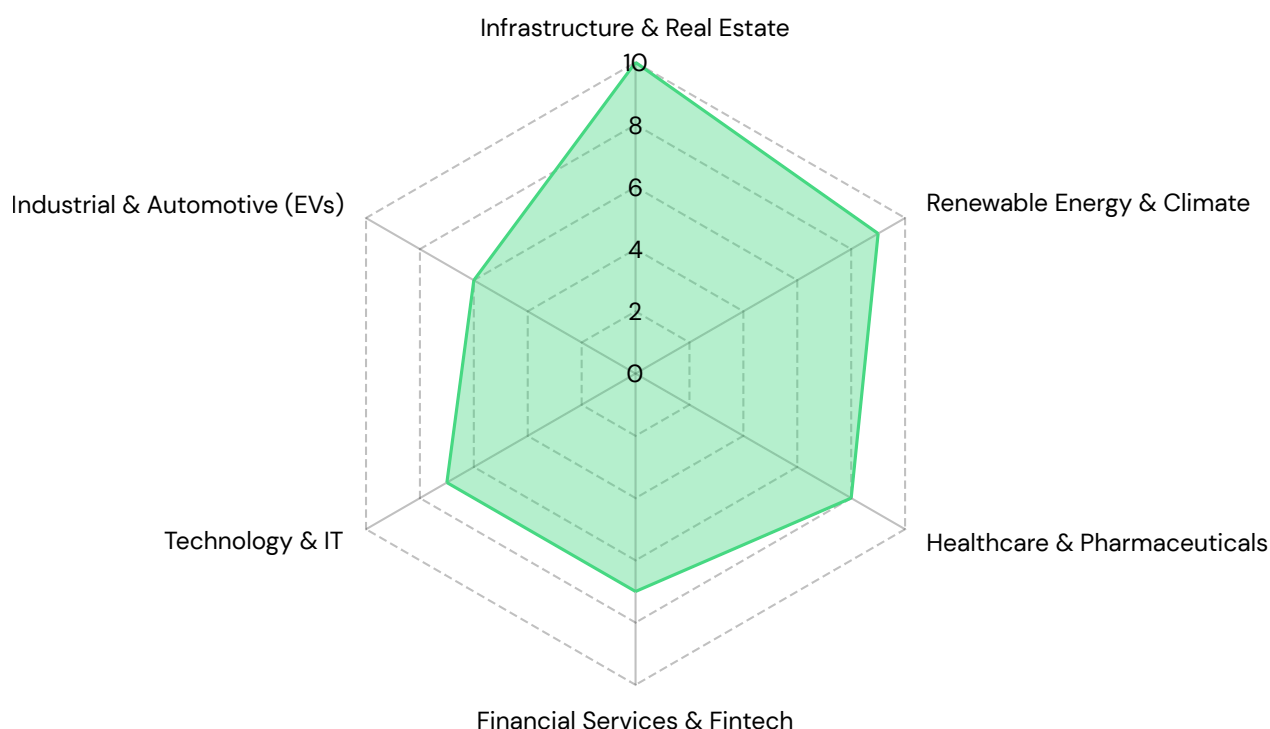


- Why: Resource-rich, large population centers, and infrastructure needs.
- Trends: SWFs are selectively increasing exposure to Brazilian energy, agriculture, and logistics.
- Geopolitical Note: Latin America offers diversification benefits but comes with higher political risk.

Key Insights from this information:

- SWF flows are a barometer of global confidence in a country's economic and political stability.
- Destinations shift with geopolitics: As regulatory barriers rise in the U.S. and Europe, SWFs are diversifying into India, Southeast Asia, and select Latin American markets.
- Sector focus evolves: Technology, infrastructure, renewables, and healthcare are consistently top targets for SWF investment.

SWF Sector Exposure in India: A Visual Comparison



This radar chart visually compares the relative investment intensity of major sectors in India by sovereign wealth funds. Each sector is assigned a score from 1 to 10, reflecting the level of SWF investment and interest, based on recent trends and available data.

1) Infrastructure & Real Estate (10):

Why: Infrastructure and real estate consistently attract the largest and most frequent SWF investments, driven by India's urbanization, government initiatives, and strong returns.

2) Renewable Energy & Climate (9):

Why: India's ambitious clean energy targets and supportive policies have made this sector a top priority for SWFs, with rapidly rising investment volumes.

3) Financial Services & Fintech (8):

Why: The rapid growth of digital banking, fintech innovation, and a large, underbanked population have made this sector highly attractive.

4) Healthcare & Pharmaceuticals (7):

Why: Rising healthcare demand, a growing middle class, and strong export potential have increased SWF interest, though investment is slightly less than in the top sectors.

5) Technology & IT (7):

Why: Technology remains a key sector for SWFs, but recent volatility and geopolitical factors have moderated growth compared to infrastructure and renewables.

6) Industrial & Automotive (EVs) (6):

Why: While interest is growing, especially in electric vehicles and manufacturing, investment levels are still lower than in the top sectors.

India's SWF Investment Landscape: Key Sectors and Leading Investors

Major SWFs and Their Investments in India

SWF / Investor	Country	Key Sectors in India	Examples & Data
GIC	Singapore	Infrastructure, Real Estate, Healthcare, Technology	Infrastructure: Co-invested ₹116.72 billion with Brookfield India REIT in real estate. Healthcare: Invested in Asia Healthcare Holdings (Motherhood Hospitals, Nova IVF) Technology: Investments in digital infrastructure and startups (e.g., Skyroot Aerospace, Euler Motors)
Temasek	Singapore	Technology, Financial Services, Consumer, Healthcare	Technology/IT: Major stakes in Bharti Airtel, ICICI Bank Healthcare: Investments in hospital chains and pharma Startups: Investments in fintech and consumer tech
ADIA	UAE	Infrastructure, Real Estate, Energy, Telecom, Technology	Infrastructure: Planning \$4–5 billion fund via GIFT City Energy: Investments in renewables Telecom: ₹56.84 billion in Jio Platforms (1.16% stake)
Mubadala	UAE	Infrastructure, Private Credit, Technology	Infrastructure: Investment in Cube Highways Trust (alongside British Columbia Investment Management) Private Credit: \$1 billion private credit facility in Asia-Pacific, with India as priority
QIA	Qatar	Power, Renewables	Power: ₹71.4 billion in Indian power sector. Renewables: Active in solar and wind projects
NBIM	Norway	Listed Equities (Finance, Consumer, IT)	Finance: Major holdings in Indian banks and financial institutions Consumer/IT: Investments in Bharti Airtel, Varun Beverages, IT firms
KIA	Kuwait	Equities, Finance	Finance: Significant investments in Indian equities and financial sector



Analysis:

India's robust economic growth, large and young population, and progressive policy environment make it a top choice for sovereign wealth fund investments. The country is now outpacing China in cross-border SWF capital flows, with sectors such as infrastructure, renewables, healthcare, and technology driving this trend.



Recommendations for Global Clients Navigating Geopolitics and SWF Trends

1. Monitor SWF Capital Flows as Geopolitical Signals

- Track shifts in sovereign wealth fund allocations—such as reduced exposure to Western markets or increased investments in Asia and emerging sectors—as early indicators of geopolitical realignment and future market trends.

2. Anticipate Market Volatility in Key Sectors

- Recognize that SWF reallocations can increase volatility in sectors like technology, energy, and infrastructure. Prepare for potential price swings or liquidity shifts, especially where SWFs are major players.

3. Identify Emerging Investment Opportunities

- Follow SWF moves into new geographies (e.g., Southeast Asia, Africa, Latin America) and sectors (e.g., renewables, advanced manufacturing, green infrastructure) to spot early-stage opportunities and align your strategies with long-term global capital flows.

4. Assess Geopolitical Risk in Portfolio Construction

- Incorporate geopolitical risk analysis into your own investment decisions, considering how SWF strategies reflect broader trends such as U.S.–China decoupling, regional conflicts, and regulatory fragmentation.

5. Leverage SWF Behavior for Competitive Intelligence

- Use SWF investment patterns as a lens to understand which countries and industries are likely to benefit from policy support, capital inflows, or strategic partnerships in the coming years.

6. Stay Informed on Regulatory and Policy Shifts

- Monitor how SWFs adapt to new regulations, sanctions, and ESG requirements. These adaptations often foreshadow broader changes that may affect global investors and multinational businesses.

7. Engage in Scenario Planning

- Use the insights from SWF strategies to stress-test your own business or investment plans against scenarios such as supply chain disruptions, capital restrictions, or sudden sector rotations driven by geopolitical shocks.
-



Prepared by

Jai Sharma
Senior Risk Analyst



worisgo.com



risk.services@worisgo.com



1800-572-
8600

Prepared at the Risk Assessment and Analysis Centre, Bangalore

@COPYRIGHT - WoRisGo

Terms of use: The business continuity, compliance and security risk advisory contained above is based on analysis of information in public domain and our expertise in the domains. For certain verifications, we have also depended on due diligence with officials wherever necessary or feasible. The analysis and information are provided on an as-is basis with no liability. Various organizations may arrive at different outcomes, business continuity plans and other decisions based off on these inputs. Our analysis is just one of the several data points towards enabling such decisions. This analysis should be consumed in the context of your organization's risk appetite, business practices, governance policies and bearing other situational and relevant factors in mind.